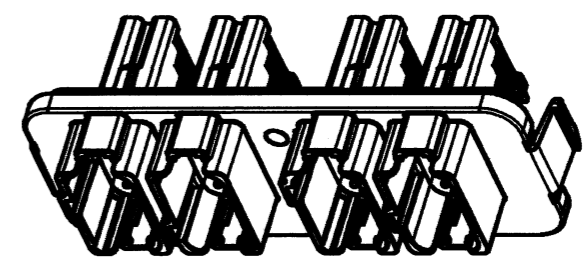
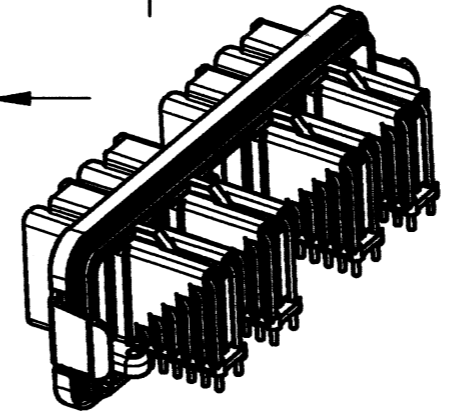
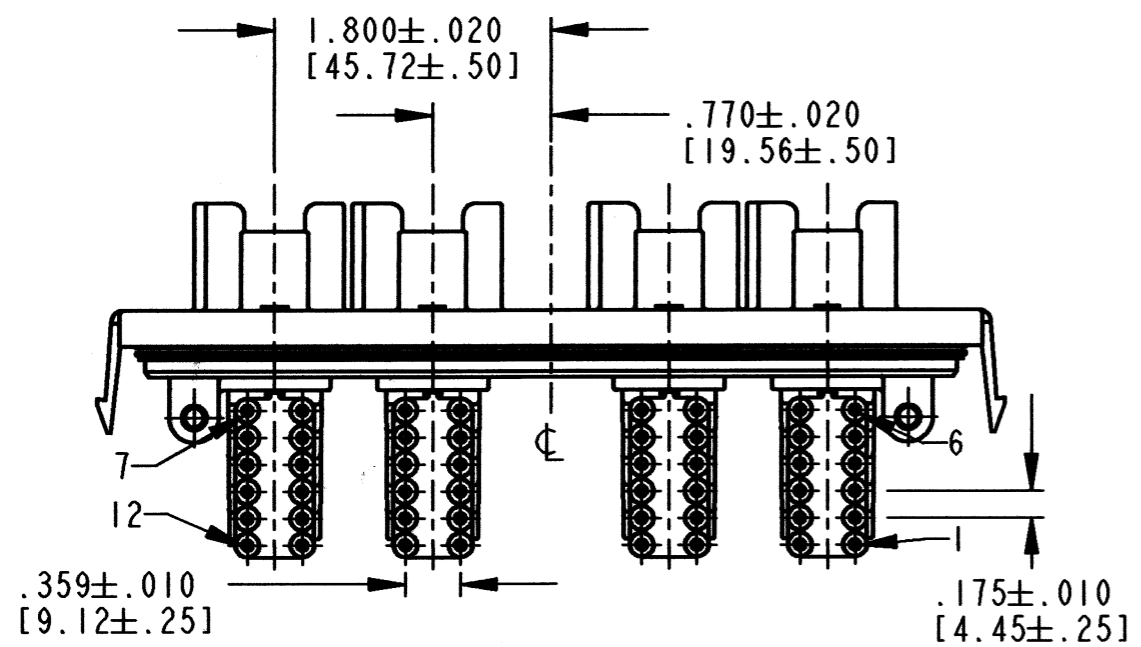
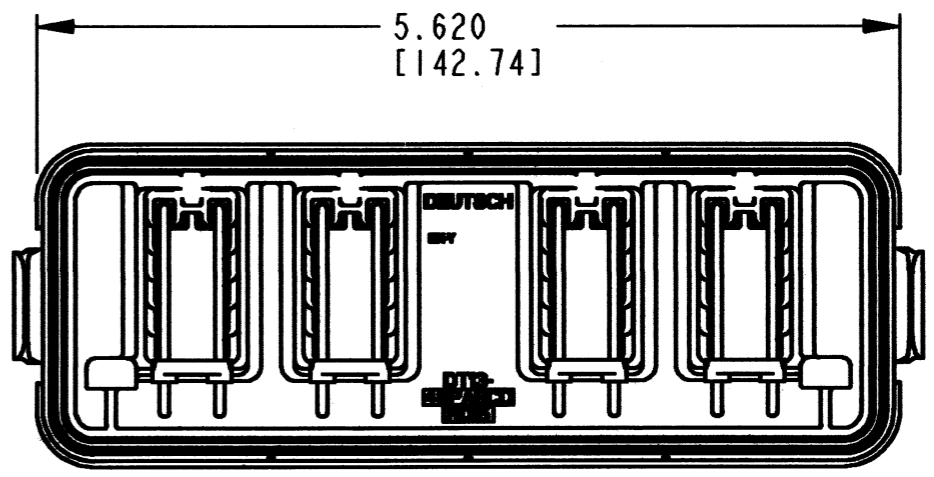
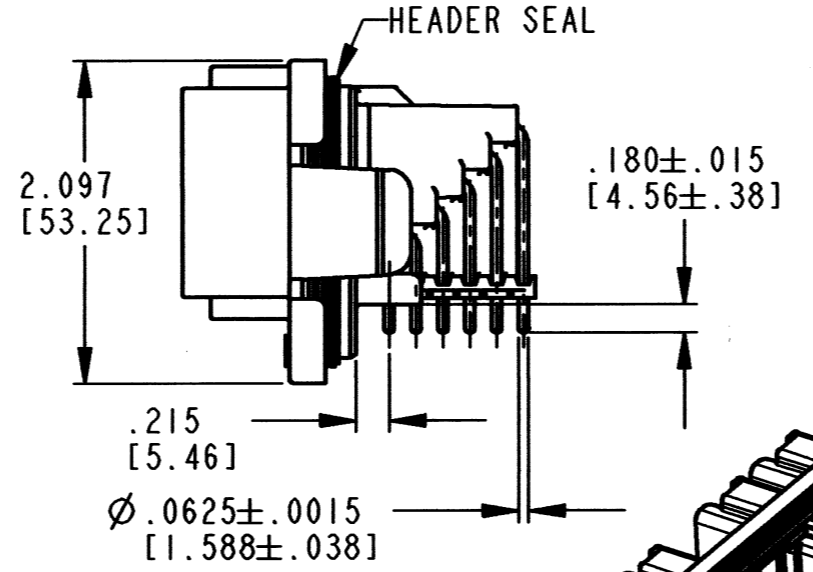
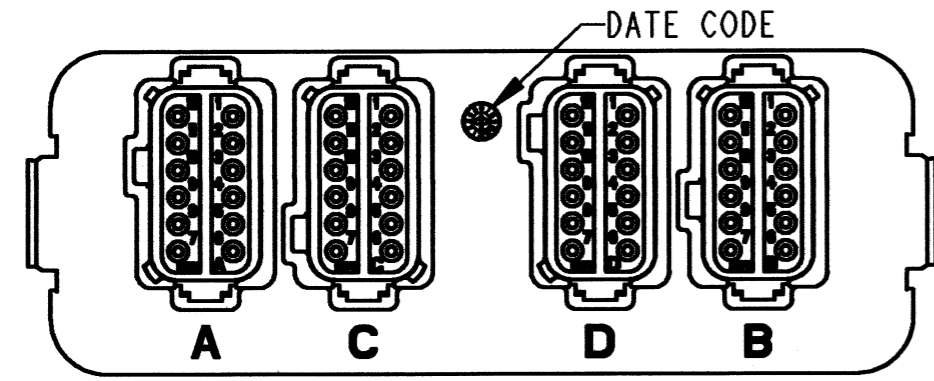
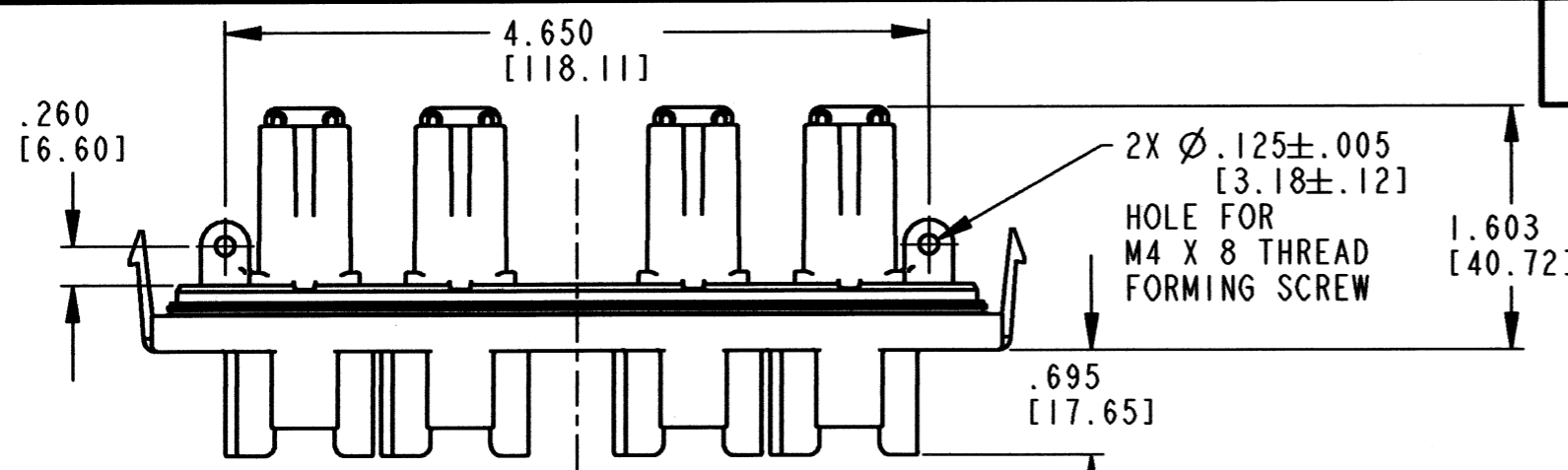


REV  
NC DT13-\*P\*-R015

REVISIONS			
SYM	DESCRIPTION	DATE	APPROVED
NC	NEW RELEASE PER E.O. P20721	12-17-10	RDR



7. DT13-48PABCD-R015, SHOWN FOR REFERENCE ONLY. DRAWING APPLIES TO ALL ARRANGEMENTS. (\* = PIN ARR. 12, 24, 36, 48; \*<sup>2</sup> = KEY ARR. A, B, C, D) OTHER ARRANGEMENTS WILL BE WITHOUT PINS OR PIN SPACER IN THE UNUSED KEYS. EX: DT13-12PA-R015 OR DT13-24PAB-R015.

6. THIS RECEPTACLE HEADER IS USED WITH EEC-5X650(A OR B) ENCLOSURE. SEE ENVELOPE DRAWING EEC-5X650A/B FOR ENCLOSURE INFORMATION.

- 5. THIS RECEPTACLE MATES WITH DT06-12S\*-\*\*\*\* PLUGS (\* = A, B, C, D KEYS; \*\*\*\* = ALL MODIFICATIONS). CONSULT FACTORY FOR MODIFICATIONS.
- 4. MATERIAL - PLASTIC (BLACK); SEAL: RUBBER.
- 3. CONTACT PLATING: TIN
- 2. DIMENSIONS ARE ±.025 [.64] UNLESS OTHERWISE SPECIFIED.

NOTES: 1. DIMENSIONS ARE IN INCHES [MILLIMETERS].

SIGNATURE & DATE	
DR	R. MESSENGER 7/21/10
CHK	<i>[Signature]</i> 12/17/10
PE	<i>[Signature]</i> 12/10/10
APPD	<i>[Signature]</i> 12/17/10
SCALE	NONE WT

RECEPTACLE HEADER  
4 X 12 #16 SIZE PINS  
  
DT SERIES  
  
ENVELOPE

EP 208	MATL. CODE
3850 INDUSTRIAL AVE. HEMET, CA 92545 <b>DEUTSCH</b> INDUSTRIAL	
<b>B</b>	<b>DT13-*P*-R015</b>
DWG SIZE	CODE 11139 SHEET   OF